



AL-Estiqal Private School



A mini Manual for install Paradigm Mobile App

Digital Dynamics Company

30-10-2017

How to install Paradigm Mobile App?

1. Parent portal Mobile application

This project is to take the existing parent portal website and make mobile applications. The benefits of this project are to be able to use a mobile device to make the tools more accessible.

The goal is to make it as easy as possible to collaborate with anyone using the application. So Digital Dynamics is developing parent portal mobile application for schools, to allow parent to follow up with their child through easy mobile application.

1-Open google play or app store

2-search for Paradigm Mobile App

Or user can type these direct links :


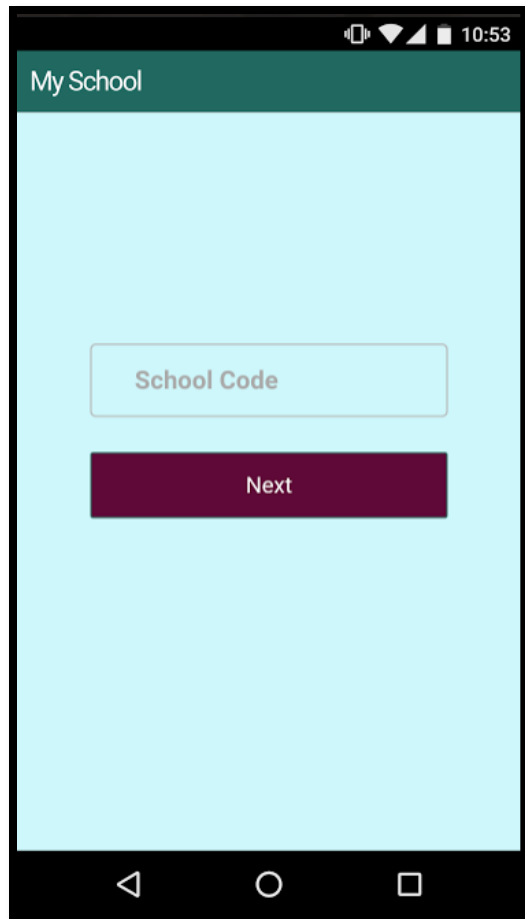
<https://play.google.com/store/apps/details?id=com.digitaldynamics.paradigm>

<https://itunes.apple.com/WebObjects/MZStore.woa/wa/viewSoftware?id=1061856941&mt=8>

3-click on install button.

4-logging to application

The application will allow student and parent to logging to system, after installation user can select his school by enter school code.



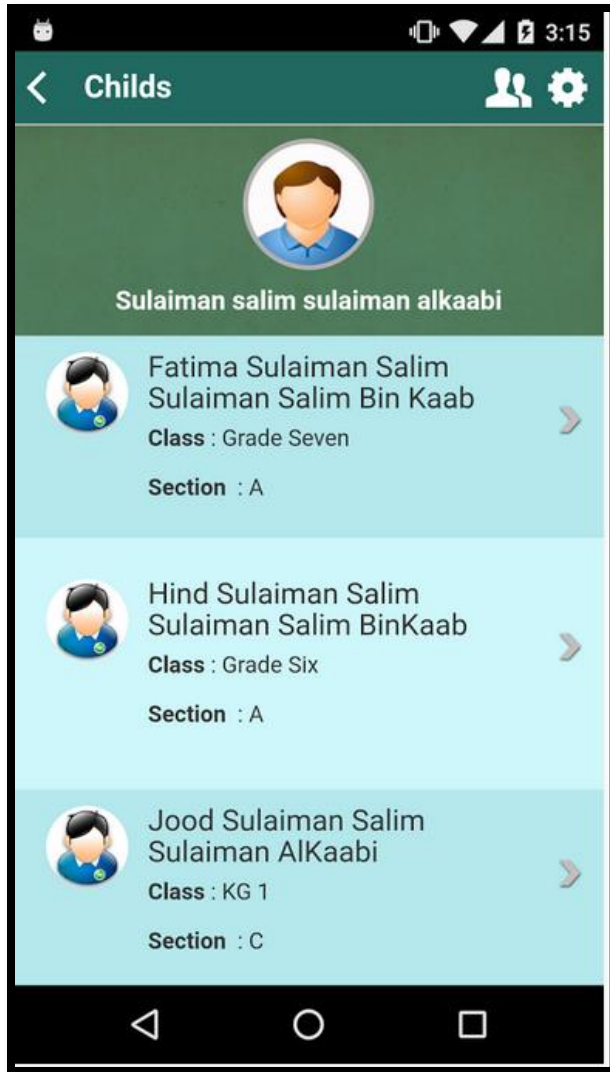
School Code : (**Estiqlal**)

5-Login Screen

After enter school code, user will move to login screen and in this screen he need to enter the same information that have for username and password.

❖ List of Childs

The application show list of Childs and parent can view each child profile.




❖ Child profile

Paradigm Mobile application provide many features and function survey parent of chosen student as: communicate with school, view attendance, view weekly plan and timetables... etc.



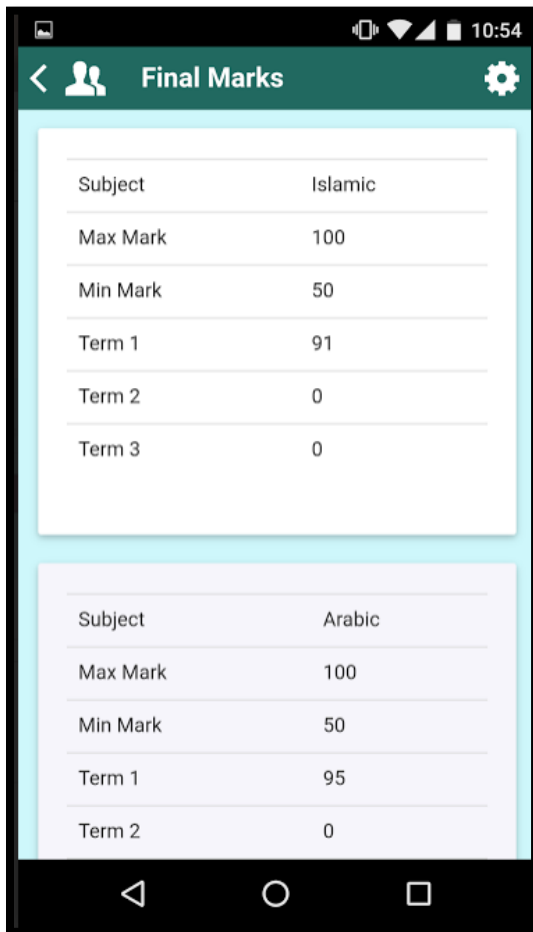
❖ Tracking child attendance record

Parent portal mobile application give parent ability to tracking attendance for their children using mobile application which easy the process to parent instead of opening pc each time to check attendance ,the application give full image for student attendance for whole week on once page .



❖ View student's marks

Through parent portal mobile application, parents can view marks of their child for all terms in current year.



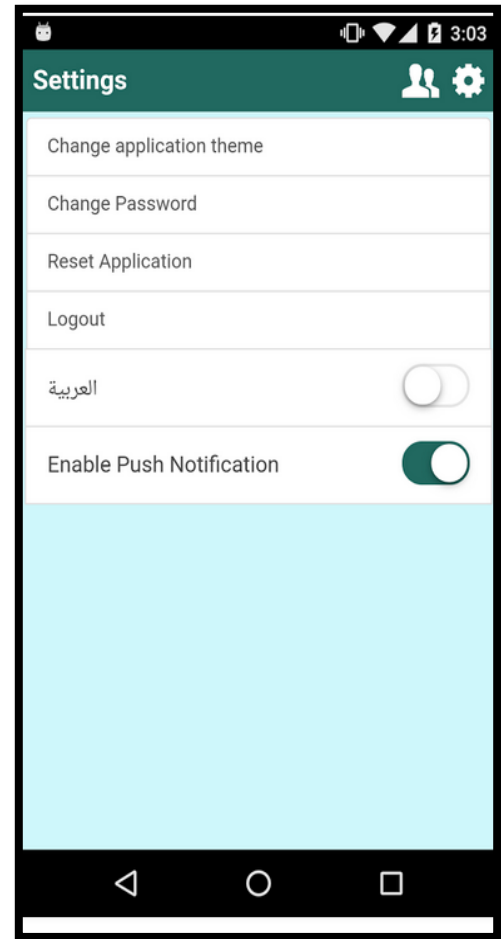
The screenshot shows a mobile application interface with a dark green header. The header contains a back arrow, a person icon, the text "Final Marks", and a gear icon. The time 10:54 is displayed in the top right corner. The main content area is divided into two sections, each with a light blue background. The first section is for the subject "Islamic" and the second is for "Arabic". Each section contains a table with the following data:

Subject	Islamic
Max Mark	100
Min Mark	50
Term 1	91
Term 2	0
Term 3	0

Subject	Arabic
Max Mark	100
Min Mark	50
Term 1	95
Term 2	0

❖ Setup setting

Parents can configure the application like allow parent to change password his password, change school name, and edit contact information through control panel, also change application theme.



❖ Application theme

Paradigm mobile application provide many themes that user can use them to make the application more comfortable to eye, much modern.

